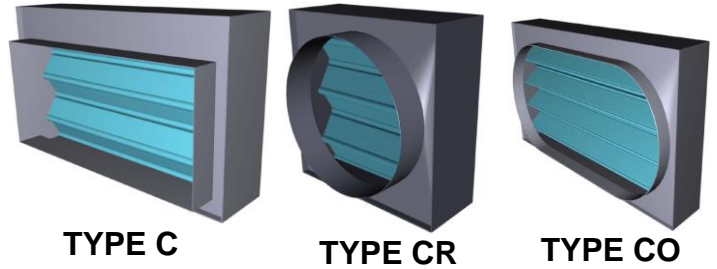


53CVS, 53CRVS & 53COVS

- UL 555 & CAN/ULC-S112 Classified Static Fire Damper, 3 Hr. Label (File # R25565).
- NFPA 80, 90A & 101 compliant.
- NBC and IBC building codes compliant.



**STANDARD CONSTRUCTION**

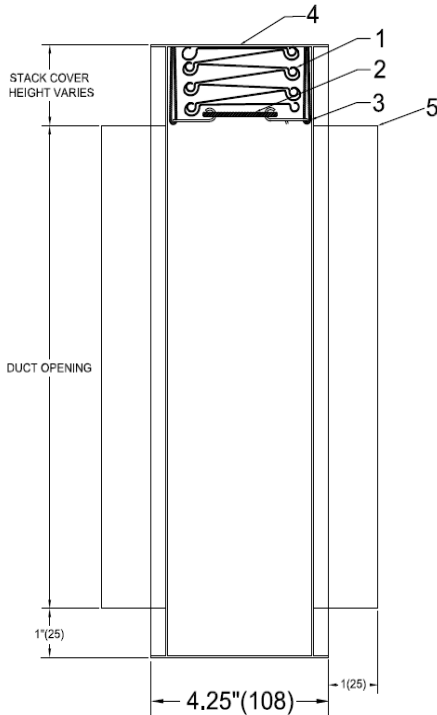
**DEPTH:** 4 ¼ inches (108).

**FRAME:** Roll formed 20 Ga. galvanized steel with hemmed edge.

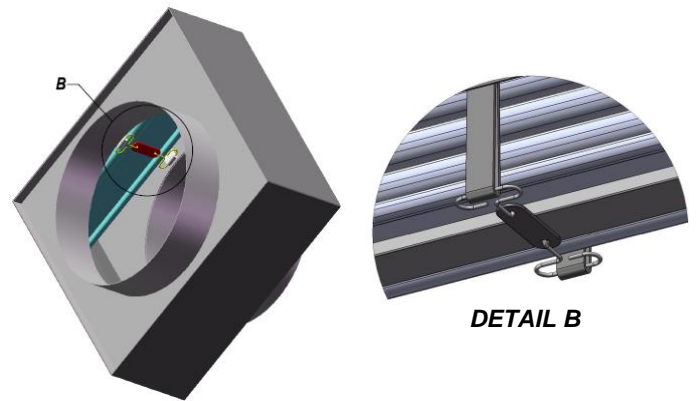
**BLADE:** Roll formed 22 Ga. galvanized steel. Interlocking curtain type blade.

**FUSIBLE LINK:** 165°F (74 C).

- OPTIONAL CONSTRUCTION**
- Factory supplied Sleeve (**Required for all multiple section sizes;** collars will be fastened to sleeve ends).
  - Access Door factory mounted in a common sleeve to ensure compliance with UL installation requirements
  - Fusible Link 212°F (100 C)
  - 1 ½" x 1 ½" mounting angles



MODEL 51CVD  
(VERTICAL MOUNT)



**MAINTENANCE RECOMMENDATIONS:**

NFPA 80 advises that fire dampers be inspected and tested 1 year after installation, then every 4 years minimum (6 years for hospitals). More frequent inspections may be required due to system use and air conditions, or applicable local codes.

**NOTES:**

These static dampers are UL/ULC approved for use in HVAC systems where the fans automatically shut down in the event of a fire alarm. 3 hr. labeled fire dampers are suitable for use in fire separations with a fire resistance rating of 4 hours or less.

**Fire dampers must be installed in accordance with manufacturer's instructions. Refer to Alumavent installation instructions for details.**

FIRE DAMPER COMPONENTS	
1. Blade	4. Frame
2. Fusible Link Assembly	5. Duct Connection Collar
3. Link Strap	

Dimensions are shown in inches (mm).

**TYPE C (SQUARE/RECTANGULAR COLLAR)**

**Min. Duct Size:** Vertical mount only: 4" x 4" (102 x 102).  
**Max. Duct Size: Single Section**  
 Vertical mount only: 34" x 42" (864 x 1067).  
**Multiple Section (See \*NOTE below)**  
 Vertical mount only: 106" x 89" (2692 x 2261).

Horizontal mount: Contact factory.

**TYPE CR (ROUND COLLAR)**

**Min. Duct Size:** Vertical mount only: 4"(102) diameter.  
**Max. Duct Size: Single Section**  
 Vertical mount only: 34"(864) diameter.  
**Multiple Section (See \*NOTE below)**  
 Vertical mount only: 89"(2261) diameter.

Horizontal mount: Contact Factory.

**TYPE CO (OVAL COLLAR)**

**Min. Duct Size:** Vertical mount only: 4" x 3" (102 x 76) oval.  
**Max. Duct Size: Single Section**  
 Vertical mount only: 34" x 42" (864 x 1067) oval.  
**Multiple Section (See \*NOTE below)**  
 Vertical mount only: 106" x 89" (2692 x 2261) oval.

Horizontal mount: Contact factory.

**\*NOTE: All multiple section sizes require a factory sleeve. Collars will be fastened to sleeve ends.**

SEE 3 HOUR TYPE C STATIC SIZING CHART [SC53CS](#) FOR OVERALL DAMPER DIMENSIONS.

REF. #	QTY.	DUCT SIZE Ø / WxH	MOUNT (V only)	ACCESSORIES
			V	
			V	
			V	
			V	
			V	
			V	

<b>PROJECT NAME:</b>		<b>ENGINEER:</b>	
<b>CONTRACTOR:</b>		<b>SUBMITTAL DATE:</b>	